













Year 1



Medium Term Plan - Autumn Two

Hazelbury Value	Rights Respecting Focus	Oracy Focus	Enrichment and Experiences
			<p>Church Visit to St. Aldhelm's Church, Edmonton</p> <p>Toscana Strings Orchestra</p> <p>Year 1 Singing Showcase</p>

	Week One	Week Two	Week Three	Week Four	Week Five	Week Six	Week Seven
English	Little Tree by Loren Long 		Pumpkin Soup by Helen Cooper 		The Snowman (Visual Text) 		Year 1 Singing Showcase
	Outcome: Narrative Retelling Key Word: Floated	Outcome: Diary Key Word: Ruffled	Outcome: Narrative Retelling Key Word: Squabble	Outcome: Letter Key Word: Frustrated	Outcome: Character Description Key Word: Frost	Outcome: Alternative Ending Key Word: Surprised	Outcome: Recount about the showcase. Key Word: Perform
Mathematics	To identify odd and even numbers	To compose numbers to 10 from two parts through partitioning	To recognise and identify common 2D shapes	To recognise and identify common 3D shapes	To recognise and know the values of different denominations of coins and notes	To identify number bonds to 10 <i>(recap from Autumn 1 – Week 7)</i>	To count, read and write numbers to 20 <i>(recap from Autumn 1 – Week 8)</i>
Science Unit: Animals including Humans 	Lesson 1: LO: I can identify, name, draw and label basic parts of the human body and say which part of the body is associated with each sense.	Lesson 2: LO: I can identify, name, draw and label the basic parts of the human body and say which part of the body is associated with each sense.	Lesson 3: LO: I can identify, name, draw and label the basic parts of the human body and say which part of the body is associated with each sense.	Lesson 4: LO: I can identify and name a variety of common animals including fish, amphibians, reptiles, birds and mammals	Lesson 5: LO: I can describe and compare the structure of a variety of common animals (fish, amphibians, reptiles, birds and	Lesson 6: LO: I can identify and name a variety of common animals that are carnivores, herbivores and omnivores. WS: I can use sorting rings and Venn diagrams to record my findings.	

<p>Key Words: Animals Fish Bird Mammals Amphibians reptiles</p>	<p>WS: I can observe features of the human body.</p>	<p>WS: I can carry out simple tests to compare and classify.</p>	<p>WS: I can make predictions when using my senses.</p>	<p>WS: I can ask questions to identify, sort and classify.</p>	<p>mammals including pets) WS: I can make comparisons between animals and give my reasons.</p>	
<p>Geography Where do we live in the world?</p>  <p>Key Words: Country Map Globe Key Route Atlas</p>	<p>Lesson 1: Where in the world do I live?</p>	<p>Lesson 2: What are the countries and capital cities of the UK?</p>	<p>Lesson 3: What is special about where we live?</p>	<p>Lesson 4: What are the natural parts of our world?</p>	<p>Lesson 5: How do maps help us find our way?</p>	<p>Lesson 6: Can we follow a route using a map?</p>
<p>Art Unit: Printing Focus Artist: Peter Blake</p> <p>Key Words: Colour Paper Print Rubbings Pattern artist</p>	<p>Lesson 1: How can ideas from artists inspire my work?</p>	<p>Lesson 2: How can I create print rubbings?</p>	<p>Lesson 3: How can Peter Blake inspire my ideas?</p>	<p>Lesson 4: How can Peter Blake inspire me to create art?</p>	<p>Lesson 5: How can I evaluate my artwork?</p>	

							
<p>PE Gymnastics</p>  <p>Key Words: Balance Shapes roll speed direction Link</p>	<p>Lesson 1: To explore travelling movements</p>	<p>Lesson 2: To develop and combine travelling movements</p>	<p>Lesson 3: To develop quality when performing and linking shapes</p>	<p>Lesson 4: To develop quality when linking shapes</p>	<p>Lesson 5: To develop stability and control when performing balances</p>	<p>Lesson 6: To develop technique and control when performing shape jumps.</p>	<p>Lesson 7: To develop technique in the barrel, straight and forward roll</p>
<p>Sending and Receiving</p>  <p>Key Words: Catch Kick Throw Send target</p>	<p>Lesson 1: To develop rolling and throwing a ball towards a target.</p>	<p>Lesson 2: To develop receiving a rolling ball and tracking skills</p>	<p>Lesson 3: To be able to send and receive a ball with your feet</p>	<p>Lesson 4: To develop throwing and catching skills over a short distance</p>	<p>Lesson 5: To develop throwing and catching over a longer distance</p>	<p>Lesson 6: To apply sending and receiving skills to small games</p>	
<p>PSHE Unit: Think Positive</p> 	<p>Lesson 1: To understand how happy thoughts can make me feel good.</p>	<p>Lesson 2: To make good choices and consider the impact of my decisions.</p>	<p>Lesson 3: To set myself goals and consider how to achieve them.</p>	<p>Lesson 4: To discuss my feelings and opinions with others and cope with difficult emotions.</p>	<p>Lesson 5: To discuss things that I am thankful for and focus on what I do have, rather than what I don't have.</p>		<p>Lesson 6: To focus on what is happening now and how I am feeling.</p>

<p>Key Words: Positive Mindset Choices Emotions</p> <p>Mindfulness: Candle Breath</p>						
<p>Computing Unit: Digital Painting</p> <p>Key Words: Mouse Trackpad Shape tool Line tool Fill paintbrush</p>	<p>Lesson 1: To describe what different freehand tools do</p>	<p>Lesson 2: To use the shape tool and the line tool</p>	<p>Lesson 3: To make careful choices when painting a digital picture</p>	<p>Lesson 4: To explain why I chose the tools I used</p>	<p>Lesson 5: To use a computer on my own to paint a picture</p>	<p>Lesson 6: To compare painting a picture on a computer and on paper</p>
<p>Music Unit: Superheroes</p>  <p>Key Words: Pitch Dynamics sound</p>	<p>Lesson 1: To compose, perform and notate a sequence of sounds to create descriptive music.</p>	<p>Lesson 2: To compose a piece of music inspired by words.</p>	<p>Lesson 3: To create a soundscape.</p>	<p>Lesson 4: To perform music as a class.</p>	<p>Lesson 5: To compose music based on a theme.</p>	<p>Lesson 6: To compose and perform music based on a theme.</p>
<p>Religion and Worldview Day</p> 	<p>Gifts and Giving – Islam and Christianity</p>					