



STARTING RECEPTION PARENT MEETING

2024-2025



Hazelbury Primary School

Introductions

Laura Peace- Headteacher

Alexia Hilar - Early Years Assistant
Headteacher

Sibel Emin – Parent Support/Admissions Officer



Welcome to Hazelbury Primary School!

- Hazelbury is a very supportive, nurturing and inclusive school where children have a voice.
- We are a five-form entry school and provide a seamless educational experience all the way through to Year Six.
- Your child's learning journey may have already begun with us in our Little Berries Nursery or you may be new to our school.
- The wellbeing of our children is paramount.



Wellbeing

- Yoga
- Mindfulness
- Growth mindset
- Healthy lunches/nut free
- Felix Project
- Farm/ Edible Garden



THE FELIX PROJECT
GOODFOOD FOR GOOD CAUSES



Hazelbury Primary School

Hazelbury Families

- Across the school we have five families that work together to nurture one another and support each other with their learning. Each family consists of a class from each year group from Reception to Year Six. They share a family assembly each week with a family head.
- Each Year Six child has a buddy from Reception who they encourage in their learning and support them in their early experiences of school.
- At the end of the year the family has a family picnic where they get to eat and play together to celebrate their achievements.



Our Hazelbury Values

Our values underpin daily practices and encourage the development of desirable behaviour within the school community (children, staff, governors, parents and visitors). The values are regularly shared and discussed with the whole school community and through them we aim to promote self-discipline and positive self-esteem.



EYFS Curriculum

- We use a document called Development Matters as a reference point for our planning as well as over arching themes such as The Animal Kingdom, Transportation and Fairy Tales to deliver high quality early learning.
- We have developed enabling learning environments with teaching and support from adults, who respond to children's individual interests and needs to help them to build their learning over time.





Early Years Foundation Stage (EYFS)

The EYFS runs from birth to 5. At Hazelbury our EYFS is inclusive of Terrific Twos and Nursery (known as Little Berries Nursery) and Reception.

Areas of Learning and Development

There are seven areas of learning and development in the Early Years which are all important and are all inter-connected.

The **prime areas**, are:

- Communication and Language
- Physical Development
- Personal, Social and Emotional Development

The **specific areas**

- Literacy
- Mathematics
- Understanding the World
- Expressive Arts and Design



Early Years Foundation Stage (EYFS)



Hazelbury Primary School

The Characteristics of Effective Learning:

- Playing and exploring,
- Active learning,
- Creating and thinking critically

These underpin learning and development across all areas and support children to remain effective and motivated learners.



School Day

- Soft Start from 8:45am- 9.00am (breakfast, whiteboard work)
- Every day children will have whole class teaching sessions in: Maths, Literacy, Phonics, and all areas of learning are planned for
- They will also have the opportunity to play and transfer their learning in our outdoor area
- Lunch at 11:30-12:30 (half an hour outside play/ half an hour lunch)
- Utilise opportunities throughout the day for: Communication and Language, Physical Development, Personal, Social and Emotional Development
- Daily story time and fruit time



Hazelbury School Uniform



- Hazelbury (grey) sweatshirt or cardigan
- Hazelbury or plain white polo shirt
- black trousers (not jogging bottoms) or skirt
- Black or grey tights (girls) OR black or white socks
- plain black shoes or trainers (no coloured trainers)
- In warmer weather: black shorts or purple checked dress



All uniform can be bought from **Lyons School Shop, Hertford Road, Enfield** (you must make an appointment from 1st June- 14th August) or visit www.uniform4kids.com

(Price lists are also available on the school website.)



Trousers, shorts, skirts, purple summer dresses can be bought from several local supermarkets including Asda, Tesco and Sainsbury's. There is also pre-loved uniform available just fill out the Google Form = on sale 9th July

<https://www.hazelbury-primary-school.co.uk/page/?title=School+Uniform&pid=27>



PE Uniform



- Plain white t-shirt
- Plain black shorts for indoor PE and plain black jogging bottoms for outdoor PE
- Plain black or white trainers or pumps



This should be in school at all times and will be brought home every half term.



Lunch

- Your child will be staying for lunch from Wednesday 4th September
- Your child can have a packed lunch from home or hot school lunch
- If you are sending in a packed lunch please remember we are a healthy school, this means you must provide a main meal and a snack, e.g. fruit bar, piece of fruit, a yogurt, etc. No chocolate or fizzy drinks and we are nut free.
- All reception, year 1 and 2 children are entitled to a free school lunch (you will be requested to complete a registration form)
- Please select your child's lunch choice on the Arbor App a week in advance

Lunch

Once you are on Arbor an electronic version will be sent to you to fill in. All children will be entitled to free school meals but you may be entitled to other benefits, such as free extra-curricular activities and vouchers.

Universal Infant Free School Meals

Please answer the following questions and return to your child's school as soon as possible. Please check that all the details you provide are accurate before submitting. If you require any assistance completing this form, please ask at your child's school. **Please complete all sections in BLOCK CAPITALS.**

Child Details: Please complete one form per child.

Child's Surname	Child's First Name	Date of Birth (DD/MM/YYYY)	Name of School
Does your child have any food allergies or require any special dietary needs? If 'Yes', please provide a brief description below:			Yes <input type="checkbox"/> No <input type="checkbox"/>

Parent/Carer Details: If you are a two parent family, please ensure the parent/carers who receives one of the qualifying benefits listed below completes this form.

Title	Surname	First Name	Date of Birth (DD/MM/YYYY)	National Insurance Number or NASS Reference Number.										
Address:														
												Postcode:		
Telephone No.				Email:										
Who has parental responsibility for the child named above ? For example, Mother, Father, Carer etc.														
It is important to complete this form if you receive any of the benefits listed below:														
<ul style="list-style-type: none">• Universal Credit with an annual net earned income of no more than £7,400 (£616.67 per month)• Income Support• Income-based Jobseeker's Allowance• Income-related Employment and Support Allowance• Support under Part 6 of the Immigration and Asylum Act 1999• The guarantee element of Pension Credit• Child Tax Credit (with no Working Tax Credit) with an annual gross income of no more than £16,190• Working Tax Credit run-on (paid for 4 weeks after you stop qualifying for working Tax Credit)														
Declaration to be signed by Parent/Carer (as applicable)														
I declare that the information given in this form is complete and accurate. I agree that you will use the information provided to process my registration for free school meals and will contact other sources as allowed by law, such as the Department for Education's Eligibility Checking Service, to verify my initial and ongoing entitlement. If entitled, I agree that you can inform the school(s) attended by my child/children so that they can claim Pupil Premium funding. I agree to inform Enfield Council of any change of circumstance, such as a change of school or home address.														
Signed:												Date:		
<small>Data collection notice: Data Protection Act 2018. In accordance with the Data Protection Act 2018 the information you have provided to Enfield Council will be used to assist with your entitlement to free school meals. The Council has a legal obligation to protect public funds. We may, therefore, share the information you have provided with other departments in the authority and with other similar bodies, for the detection and prevention of fraud.</small>														

Thank you for completing this form and helping to make sure your child's school receives as much funding as possible.


Tapestry



- **Tapestry**, is an online learning journal. All children in our Reception Classes and Little Berries Nursery have this which records photos, observations and comments, in line with the Early Years Foundation Stage, to build up a record of your child's experiences during their time with us.
- Tapestry can be accessed online at: <https://tapestryjournal.com/> It is available as a free app from the Apple Store and also on Android devices.
- You will have secure access (via email address and password) to your child's Learning Journal and, in addition to viewing our contributions, we encourage you to add to it by commenting on observations made by us and uploading photos and comments from home.
- The safeguarding of our children is very important to us. Everything that is added to Tapestry will only be viewed by school staff using the program, and yourself, using your own log in. You will only have access to your child's own learning journal and this cannot be seen by other parents. It is crucial that you do not share photos or videos from your child's learning journal on social media or through other online platforms.

What an observation looks like...

Observation Title



The screenshot shows a web interface for an observation. At the top, it says 'Observations / Gloop!'. Below that are navigation buttons for 'Previous Obs' and 'Next Obs'. The title 'Gloop!' is prominently displayed. Underneath, it says 'Authorized by Lewes Nursery Staff added 12 Apr 2019 11:19 AM' and 'Approved by Lewes Nursery Staff on 12 Apr 2019 11:24 AM'. There is a user profile for 'Alan Johnson' and an 'Export' button. A large photo shows a woman and three children playing with pink gloop on a table. Below the photo is a 'Notes' section with a yellow background containing the text: 'Ruby, Elizabeth, Eva and Jackson all really enjoyed playing with the gloop today, we made different shapes and they all took it in turns to explain what they were making.' Below the notes is a 'Comments' section with a comment from Alan Johnson dated 15 Oct 2019 04:38 PM: 'I must try this at home! Do you have the recipe?'. At the bottom is a text box for 'Add a comment' and an 'Add Reply' button.

**Export:
Download
this
observation
as a PDF**

Comments:
Any comments
on the
observation will
show here

**Add your own
comments using
this box (the
ability to add
comments will
depend on your
setting's User
Permissions)**

**Notes:
This will be
the main
description
of the
observation**






How to Setup your Tapestry Account

- <https://www.youtube.com/watch?v=n7ROkDnb4I0>

Home Learning



- Each half term you will receive a home learning project.

	Calculate or Reason	Write	Discuss	Create	Teach	Visit	Investigate	Watch or Listen
<p>Our Learning Quest</p> <p>What is growing and changing?</p> 	<p>Measure how tall your family are.</p> <p>Who is the tallest? Who is the shortest? Why? Do you think your parents grow any taller, will you?</p>	<p>Practise writing these Phase 3 tricky words*:</p> <p>we, me, he, be, she, they, all, are, my, her</p> <p>*Practise reading them too!</p>	<p>What is your favourite season and why?</p> <p>What grows or changes in that season?</p>	<p>Create your own artwork using leaves and twigs.</p> <p>E.g.</p>  	<p>Teach a grown up the name of every letter and the sound that it makes in the alphabet.</p>	<p>Visit a park or nature area and spot the different trees and plants that grow there.</p> <p>You may want to draw them too!</p>	<p>Choose a question to investigate:</p> <p>How does a caterpillar change into a butterfly?</p> <p>What can grow from an egg?</p> <p>How do seeds grow?</p>	<p>Watch this video about what plants can be discovered outside:</p> <p>https://cutt.ly/zvPr50C</p> <p>Find out how we change as we grow older:</p> <p>https://cutt.ly/2vPbxqW</p>

- You then upload photos or videos directly to Tapestry.
- Ebooks through Monster Phonics



Communication

- You will usually be sent a link to any letters electronically via Arbor and Tapestry
- You can find up to date information about the school as well as copies of any letters sent out on our website also.
- Occasionally it may be necessary for us to call you, so please ensure that the contact details we hold for you are up to date on the Arbor App
- If you have any concerns or need to share information regarding your child, please make an appointment to speak to your child's class teacher via the school office

Website: www.hazelbury-primary-school.co.uk

Twitter: @HazelburySch

Instagram: hazelbury_school



Attendance



- Coming to school every day is very important. At Hazelbury Primary School, we want all children to achieve their full potential.
- Attendance at school plays a major part in pupils achieving their best. It is important that children know, from a very young age, the importance of education and attendance at school.
- Good attendance is highly encouraged throughout the school and attendance is celebrated in our family assemblies.
- If your child is absent for any reason, please phone the school on the first day of absence to let us know. In the case of sickness or diarrhoea, the child must be kept off school for 48 hours.



How can you help prepare your child?

- Encourage independence (dressing, toileting, eating, tidying)
- Helping them to recognise their name
- Do turn-taking activities such as playing a simple board game– this helps them to get used to taking turns and also to understand the concept of sharing
- Read stories and sing rhymes
- Practise basic phonics
- Practise the school routine
- Enjoy some play with your child!



What will my child need to bring to school?

- Bookbag (Hazelbury logo bag or your own)
- Lunch (if your child is not eating a school meal)
- Water bottle (named)
- PE Kit (This stays in school and is taken home to wash each half term.)
- Spare Clothes
- Reading Book/ Reading Record
- All clothing *named*



Admissions

- Parents that are new to the school will have an admissions and registration meeting via a telephone conversation.
- Existing nursery parents will not be required to carry out these meetings.
- You will receive information regarding your child's new class and teacher.
- Ensure that all of your details are up to date. Especially who has permission to collect your child, you can update this on Arbor any time.



Starting Reception

<p><u>Week 1</u> Tuesday 3rd -Friday 6th September</p>	<p>Tuesday 3/9/24</p>	<p>Wednesday 4/9/24</p>	<p>Thursday 5/9/24</p>	<p>Friday 6/9/24</p>
<p><u>Week 2 Onwards</u> Monday 9th September – Friday 13th September</p>	<p>From Monday 9/9/24 Full Time 8.45 – 3.15</p>			
<p>8.45 -11.30</p>	<p>8.45 -12.30 (Children will stay for lunch)</p>	<p>8.45 -12.30 (Children will stay for lunch)</p>	<p>Full Time 8.45 – 3.15</p>	



Don't worry if...



- Your child is crying when you drop them off- aim to release yourself from your child ASAP.
- Your child tells you they have been playing all day- they will have actually been learning all day and not realised it!
- Your child comes home with dirty uniform- learning is messy
- Your child has a toilet accident at school- this will be dealt with as soon as we know about it.
- Your child does not eat their lunch- you will be informed about this.





Guiding you Through Reception Transition

- You are invited to join your child at a stay and play session on **Tuesday 9th July 2024** in their new reception classroom
- You will meet your child's new teacher during this time
- Please ask any questions you may have




Arbor

- You will receive a welcome email. This will have your login details and a link that will take you to the browser version of the Parent Portal where you need to set up a password. You won't be able to do this through the app, as the links in our reset password emails only work with a browser.
- If you have a child at more than one Arbor school, you will be asked to select the appropriate school. Enter your password, then click Log in.
- Once your password has been set up, you can log into the Arbor App. Add in your email address.
- You can find a step-by-step guide on the link below.

<https://www.hazelbury-primary-school.co.uk/page/?title=Arbor&pid=232>

- Once you receive the link for the Arbor app please update your information so this is ready for your admission meeting.





This is the entrance you will be using for drop-off and pick-up for reception – learning starts promptly at 8:45am and doors close at 9:00am – if you arrive after this time you will be asked to take your child to the office to register them.





Thank you for listening and taking an active role in you child's education.

Any questions?

