

**Reception
Phonics Meeting
12th October 2021**



Hazelbury Primary School

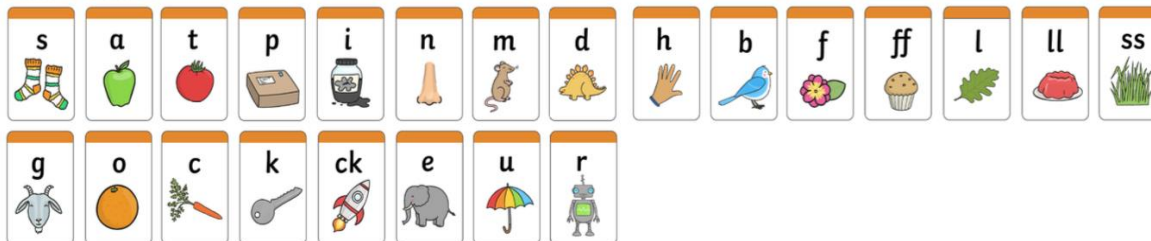


What is Phonics?

- ✓ **Children have daily Phonics sessions.**
- ✓ **This involves the discrete teaching of phonics to support reading.**
- ✓ **Children are taught to read by breaking down words into separate **sounds** or ‘phonemes’ .**
- ✓ **They are then taught how to **blend** these sounds together to read the whole word;**
- ✓ **There are around 40 different sounds.**

Phase 2, 3, 4 and 5 Sounds


Phase 2 Phonemes



Phase 3 Phonemes



Phase 4 Blends and Clusters



Phase 5 Phonemes



Phase 2 to 5 Sounds



Phonics Terminology

- **Phoneme** is the smallest unit of sound in a word e.g. c-u-p c-a-t d-o-g
- **Grapheme** is a letter or a number of letters that represents a sound (phoneme) in a word e.g. ai igh
- **Segmenting** consists of breaking words down into phonemes (sounds) to spell.
- **Blending** consists of building words from phonemes to read.

Both skills are important.

Phonics Terminology

- **Digraph** is when two letters make one sound e.g. oa in boat.
- **Trigraph** is when three letters make one sound e.g. igh in light
- **Split digraph** is when two letters are not adjacent e.g. a_e in cake.



Phonics Terminology

- **VC, CVC, CVCC and CCVC** are abbreviations and describe the order of graphemes in a word.

e.g.

am (VC – vowel-consonant)

Sam (CVC – consonant–vowel-consonant)

Slam (CCVC – consonant-consonant-vowel-consonant)

or

each (VC – vowel-consonant)

beach (CVC – consonant–vowel-consonant)

bleach (CCVC – consonant-consonant-vowel-consonant)

Structure for the daily Phonics Session (20 minutes)

Sequence of teaching in a discrete phonics session

Introduction

Objectives and criteria for success



Revisit and review



Teach



Practise



Apply



I

Assess learning against criteria

Teaching Phonics

The sounds are taught in a particular order.

The first sounds to be taught are the **Phase 2 sounds**.

Sounds are taught each week, in the following sequence:


Set 1: s, a, t, p.

Set 2: i, n, m, d.

Set 3: g, o, c, k.


Set 4: ck, e, u, r.

Set 5: h, b, f, ff, l, ll, ss.



Teaching Phonics

Different activities are included within lessons to engage children in Phonics and develop their understanding. This includes songs, games and practical activities.



How can you help?

- ✓ Encourage your child to use their sounds when looking at any type of text – books, posters, signs, etc
- ✓ Children can practise their phonics by playing games online.

<http://www.phonicsplay.co.uk>

<https://www.phonicsbloom.com>

Username: PhOnics

Password: Bl00m2020



How can you help?

- ✓ **Listen to the Phonics Pronunciation Guide to ensure that the letters are sounded in a 'pure' way**

https://www.youtube.com/watch?v=BqhXUW_v-1s

- ✓ **Read with your child every day and encourage them to:**
 - **Sound out, re-read to check it makes sense, and use pictures for clues.**
 - **Ask questions about the book;**
- ✓ **Most importantly enjoy reading and promote a love of books!**

**Thank you for listening and attending the
Reception Phonics Meeting.**

Any questions?

