

Reception

Phonics & Chromebook Meeting

29th September 2022



Hazelbury Primary School



What is Phonics?

- ✓ Children have daily phonics sessions.
- ✓ This involves the discrete teaching of phonics to support reading
- ✓ Children are taught to read by breaking down words into separate **sounds** or ‘phonemes’
- ✓ They are then taught how to **blend** these sounds together to read the whole word
- ✓ There are around 40 different sounds



Phonics Terminology

- **Phoneme** is the smallest unit of sound in a word
e.g. c-u-p c-a-t d-o-g
 - **Grapheme** is a letter or a number of letters that represents a sound (phoneme) in a word e.g. ai
igh
 - **Segmenting** consists of breaking words down into phonemes (sounds) to spell.
 - **Blending** consists of building words from phonemes to read.
- Both skills are important.



Phonics Terminology

- **Digraph** is when two letters make one sound e.g. oa in boat.
- **Trigraph** is when three letters make one sound e.g. igh in light
- **Split digraph** is when two letters are not adjacent e.g. a_e in cake.








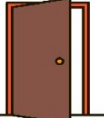
















Monster Phonics

Monster Phonics is a highly-engaging, structured, synthetic phonics programme. It accelerates learning by allowing children to learn new graphemes by using monsters to group graphemes for recall and to provide an easy and fun memory cue for children.

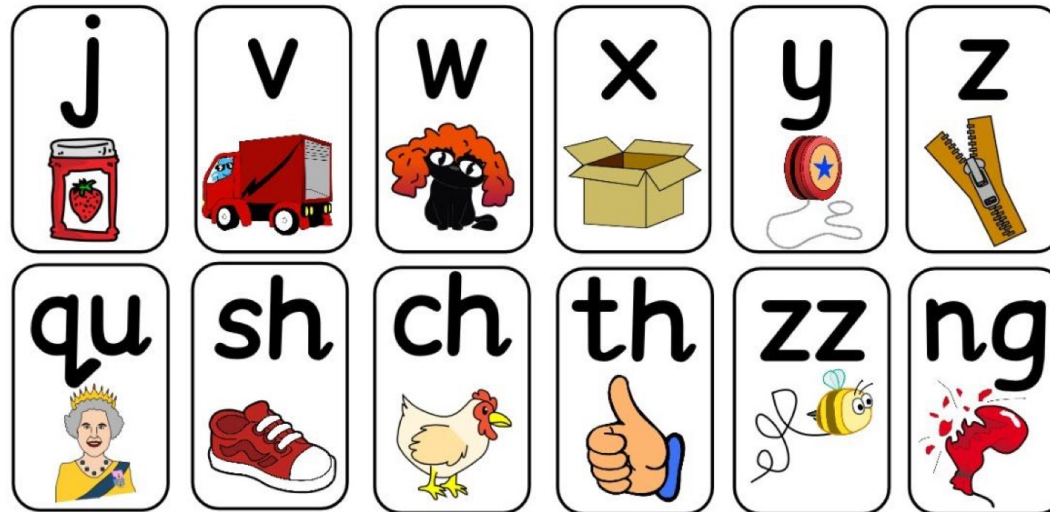
<https://www.youtube.com/watch?v=AJsIpcXdI7Y>









My Phase 2 Sound Mat

s 	a 	t 	p 	i 	n 	m 	d 
g 	o 	c 	k 	ck 	e 	u 	r 
h 	b 	f 	ff 	l 	ll 	ss 	

My Phase 3 Sound Mat



My Phase 3 Sound Mat



Monster Phonics Books



Parent Webinar

Parent Webinar: Improving Results with Monster Phonics

This training will guide you to better understand the systematic teaching of phonics – how your child learns to read and spell.

It will give examples of how to use Monster Phonics to accelerate learning for your child.

It will provide you with fun and engaging strategies to improve reading and spelling.

[CLICK TO REGISTER TO ATTEND](#)



Lucy F

1 review



Updated 16 Apr 2020

Perfect for supporting learning at home.

I have a child in reception and in year one. My child in year 1 is having some difficulties learning to read fluently. He can recognise individual sounds but he finds it tricky to recognise these in a word. Monster Phonics makes it really easy for him to recognise the sounds and he can easily read far more complicated words than usual. We had noticed his confidence was being affected by the fact he could see other kids reading more fluently. Monster Phonics books have really started to change that for him. He feels confident and pleased he can read the book through. The colour coding just clicks for him in a way that other systems hadn't before.




Both kids ask to use the app and love the common word power points. This has helped them change from being reluctant readers to being excited to try.

Website has tons of great resources and printouts that can be done at home.

How does Monster Phonics work?

Phonics – Continuous Provision

Different activities are included within continuous provision to engage children in Phonics and develop their understanding.





How can you help?

- ✓ Encourage your child to use their sounds when looking at any type of text – books, posters, signs, etc
- ✓ Listen to the Phonics Pronunciation Guide to ensure that the letters are sounded in a ‘pure’ way
https://www.youtube.com/watch?v=BqhXUW_v-1s
- ✓ Read with your child every day and encourage them to:
 - Sound out, re-read to check it makes sense, and use pictures for clues.
 - Ask questions about the book
- ✓ Most importantly enjoy reading and promote a love of books!



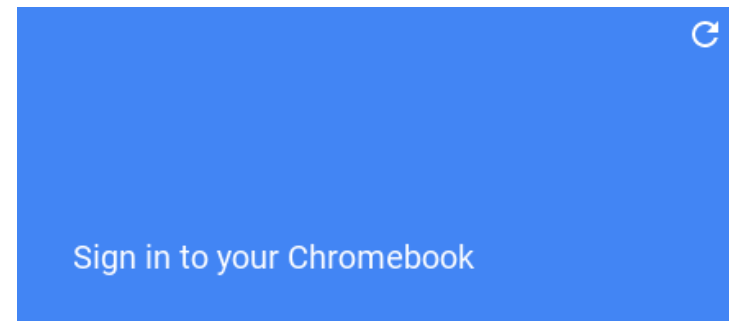
Chromebooks



- Chromebooks are a digital device that all children at Hazelbury have access to as a way of promoting learning in and out of school.
- A loan agreement will be sent out and must be signed before taking your Chromebook home
- Each child has a personal username and password and these will be given to you to log in.

Setting up your Chromebook

- If you sign the loan agreement, you will receive the Chromebook on **Friday 14th October**.
- Each Chromebook has been assigned to an individual child. Once the loan. To log on, please enter the username (email address) and password that will be given to you. Please remember to keep this safe.



Enter your email

[Need help finding your account?](#)

[More options](#)

NEXT



How to use the Chromebook

- Tapestry – An online program/app which is fantastic way to access knowledge of your child's achievements and progress in school.





Reception Home Learning Project Autumn One 2022



Hazelbury Primary School

- ✓ You should choose at least four of the eight options below to complete for your home learning project
- ✓ When you have completed a task, take a photo or video of your learning and upload this onto your Tapestry account for your teachers to see
- ✓ There will be a 'homework hero' each half term in the class who will win a special reward!

	Calculate or Reason	Write	Discuss	Create	Teach	Visit	Investigate	Watch or Listen
<p>Our Learning Quest:</p> <p>What is important about me and my world?</p> 	<p>How many fingers do you have on one hand? How about two hands?</p>	<p>Family tree Draw and label your family.</p>	<p>Discuss what your favourite activity is at school.</p>	<p>Create a self-portrait.</p> 	<p>Teach an adult the please and thank you song that you sing at fruit time in school.</p>	<p>Visit the library. What new books can you find?</p>	<p>Go the park and explore your five senses. <i>What can you hear, see, smell, touch and taste?</i></p>	<p>Learn the words and actions to <i>Head, Shoulders, Knees and Toes</i> https://www.youtube.com/watch?v=ZanHgPprl-Q</p>

Hand in Date

Friday 14th October 2022

How to use the Chromebook

- Educational Games



Username: PhOnics
Password: Bl00m2020



Topmarks - Maths

- Educational Videos

Alphablocks, Numberblocks, Jack Hartman