










Year 6

Medium Term Plan - Autumn 1

Hazelbury Value	Rights Respecting Focus	Oracy Focus	Enrichment and Experiences
		<p>To use an increasingly sophisticated range of sentence stems with fluency and accuracy.</p> <p>To take turns to talk more naturally.</p> <p>To praise others when an idea develops their understanding.</p>	<p>VR headsets tour</p> <p>Poet Paul Lyall visit</p> <p>School Journey</p>

	Week One	Week Two	Week Three	Week Four	Week Five	Week Six	Week Seven	Week Eight
Literacy	Text: Little People, Big Dreams - Greta Thunberg 	Text: I am Malala by Malala Yousafzai 	Text: The Lost Words by Robert Macfarlane 	Text: Windrush child by Benjamin Zephaniah 				
	Outcome: Letter to planet Earth Key Word: Inconceivable	Outcome: Leaflet on sustainability at Hazelbury Key Word: Preservation	Outcome: Speech Key Word: Empower	Outcome: Blog Key Word: Oppression	Outcome: Poem Word: Elusive	Outcome: Narrative Key Word: Diminish	Outcome: Flashback narrative Key Word: Saturated	Outcome: Interview Key Word: Displaced
Mathematics	Objective: Place Value To read, write, compare and order numbers up to 10,000,000	Objective: Rounding To round numbers up to 10,000,000 including decimals	Objective: Addition and Subtraction To add and subtract numbers up to 10,000,000	Objective: Multiplication To multiply multi-digit numbers up to 4 digits by 2 digits including decimals	Objective: Divide To divide 4 digits by 2 digits using a formal written method	Objective: Negative numbers To use negative numbers in context and calculate intervals across zero	Objective: Converting units To use, read, write, and convert between standard units	Objective: Fractions Simplifying and Expressing Fractions Comparing and Ordering Fractions

<p>Science Unit: Animals including humans</p> <p>Key Words: Circulatory System Arteries Veins Capillaries</p> 		<p>Lesson 1: Objective: I can identify the main parts of the human circulatory system and describe the function of the heart, blood vessels and blood.</p>	<p>Lesson 2: Objective: I can identify the main parts of the human circulatory system and describe the function of the heart, blood vessels and blood.</p>	<p>Lesson 3: Objective: I can identify the main parts of the human circulatory system and describe the function of the heart, blood vessels and blood.</p>	<p>Lesson 4: Objective: Describe the ways in which nutrients and water and transported within animals including humans.</p>	<p>Lesson 5: Objective: I can identify the main parts of the human circulatory system and describe the function of the heart, blood vessels and blood.</p>	<p>Lesson 6: Objective: I can recognise the impact of diet, exercise, drugs and lifestyle on the way their bodies function.</p>	<p>Lesson 7: Objective: Recognise the impact of diet, exercise, drugs and lifestyle on the way their bodies function.</p>
<p>History Focus: What is the History of Democracy?</p> <p>Key Words: Democracy Suffrage Electoral reform</p> 	<p>Lesson 1: Objective: What is Democracy and why is it important in Britain today?</p>	<p>Lesson 2: Objective: How did the idea of democracy first start in Britain</p>	<p>Lesson 3: Objective: Who could vote in Britain a long time ago, and who was left out?</p>	<p>Lesson 4: Objective: What were the key events and movements that helped more people gain the right to vote?</p>	<p>Lesson 5: Objective: Who were some important figures in the fight for voting rights, like the suffragettes, and what did they do?</p>	<p>Lesson 6: Objective: How has the right to vote changed over time, and why is it important for everyone to have a voice in democracy today?</p>	<p>Lesson 7: Objective: To develop and present a balanced argument, listening respectfully to others and using evidence to support my viewpoint.</p>	<p>Lesson 8: Objective: Presenting, organising and communicating.</p>
<p>Art/DT Unit: Collage Focus Artist: Shepard Fairey</p>	<p>Lesson 1: Objective: Who is Shepard Fairey and what</p>	<p>Lesson 2: Objective: What features of Shepard Fairey's style (e.g., colour, text, layering,</p>	<p>Lesson 3: Objective: What techniques can I use to plan in the style of</p>	<p>Lesson 4: Objective: In what ways can digital tools like Canva help us recreate some of</p>	<p>Lesson 5: Objective: How can I create a collage in the style of Shepard Fairey</p>	<p>Lesson 6: Objective: How can I create a collage in the style of Shepard Fairey</p>	<p>Lesson 7: Objective: How effective was my collage in the style of Shepard Fairey?</p>	<p>Lesson 8: Objective: How can I improve my collage</p>

<p>Key Words: Demagogue Connotation Mixed media Overlay</p> 	<p>message does he try to convey through his work?</p>	<p>repetition) can you identify in his collages?</p>	<p>Shepard Faurey?</p>	<p>Faurey's collage techniques??</p>				
<p>PE Unit: Football</p> <p>Key Words: Dribble Tactics Defend Possession</p>	<p>Lesson 1: Objective: To maintain possession when dribbling.</p>	<p>Lesson 2: Objective: To dribble with control under pressure.</p>	<p>Lesson 3: Objective: To select the appropriate skill, choosing when to pass and when to dribble.</p>	<p>Lesson 4: Objective: To move into and create space to support a teammate.</p>	<p>Lesson 5: Objective: To use the appropriate defensive technique for the situation.</p>	<p>Lesson 6: Objective: To apply rules, skills and principles to play in a tournament.</p>	<p>Lesson 7: Objective: To apply rules, skills and principles to play in a tournament.</p>	
<p>PE Unit: OAA</p> <p>Key Words: Critical thinking Strategy adhere</p>		<p>Lesson 1: Objective: To build communication and trust whilst showing an awareness of safety.</p>	<p>Lesson 2: Objective: To collaborate as a team to solve problems.</p>	<p>Lesson 3: Objective: To develop tactical planning and problem solving.</p>	<p>Lesson 4: Objective: To work as a team and use critical thinking to determine the best approach.</p>	<p>Lesson 5: Objective: To develop navigational skills and map reading.</p>	<p>Lesson 6: Objective: To use a key to identify objects and locations.</p>	<p>Lesson 7: Objective: To collaborate as a team to solve problems.</p>
<p>PSHE Unit: VIP Mindfulness: Breathing</p> <p>Key Words: Support network Resolution Conflict</p>	<p>Lesson 1: I can explain how VIPs who love and care for each other should treat each other.</p>	<p>Lesson 2: I can identify different ways to calm down when I am feeling angry or upset.</p>	<p>Lesson 3: I understand that people have different opinions</p>	<p>Lesson 4: I can identify negative influences on my behaviour and</p>	<p>Lesson 5: I can explain when it is right to keep a secret, when it is not and who to talk to about this.</p>	<p>Lesson 6: I can recognise healthy and unhealthy relationships.</p>	<p>Lesson 7: I can recognise healthy and unhealthy relationships.</p>	<p>Lesson 8: I can understand how mindfulness strategies can support our wellbeing.</p>

<p>Computing Unit: Communication and Collaboration</p> <p>Key Words: Protocol Data payload Domain</p>	<p>Lesson 1: Objective: To explain the importance of internet addresses</p>	<p>Lesson 2: Objective: To recognise how data is transferred across the internet</p>	<p>Lesson 3: Objective: To explain how sharing information online can help people to work together</p>	<p>Lesson 4: Objective: To evaluate different ways of working together online</p>	<p>Lesson 5: Objective: To evaluate different ways of working together online</p>	<p>Lesson 6: Objective: To recognise how we communicate using technology</p>	<p>Lesson 7: Objective: To evaluate different methods of online communication</p>	<p>Lesson 8: Objective: To make suggestions and use throughout the curriculum</p>
<p>Music Unit: Happy</p> <p>Key Words: Appraise Improvise Melody</p>		<p>Listen and appraise Happy and similar songs about being happy</p>	<p>Musical activities Learn song</p>	<p>Musical activities Learn song</p>	<p>Play instruments with song</p>	<p>Compose with song</p>	<p>Compose with song</p>	<p>Perform song</p>
<p>French Unit: Let's Visit a French Town</p>		<p>Lesson 1: Objective: To use the knowledge organiser to summarise key vocabulary, grammar, and examples from a specific French unit</p>	<p>Lesson 2: Objective: To appreciate stories, songs, poems and rhymes in the language</p>	<p>Lesson 3: Objective: To present ideas and information orally to a range of audiences</p>	<p>Lesson 4: Objective: To describe people, places, things and actions orally and in writing</p>	<p>Lesson 5: Objective: To speak in sentences, using familiar vocabulary, phrases and basic language structures</p>	<p>Lesson 6: Objective: To listen attentively to spoken language and show understanding by joining in and responding</p>	<p>Lesson 7: Objective: to explore the patterns and sounds of language through songs and rhymes and link the spelling, sound and meaning of words</p>
<p>Religion and Worldview Day</p>	<p>Creation Stories Objective: Concept: Sequence, compare and contrast a variety of stories. Do all religions have the same creation story?</p>							