










Year 1

Medium Term Plan - Autumn 1

Hazelbury Value	Rights Respecting Focus	Oracy Focus	Enrichment and Experiences
		<p>To show proof of listening by waiting my turn to speak.</p> <p>To think about how my idea builds or challenges what has been said using my actions to show this.</p> <p>To praise others' ideas before sharing our own.</p>	<p>Millfield House Visit</p> <p>Sandwich Making Workshop</p> <p>Paul Lyall – Poet Visiting School</p>

	Week One	Week Two	Week Three	Week Four	Week Five	Week Six	Week Seven	Week 8				
Literacy	<p>Tiny Crab is a Tidy Crab by Paula Bowles</p> 	<p>This is Me by George Webster</p> 	<p>Poems Aloud by Joseph Coelho</p> 	<p>Coming to England by Floella Benjamin</p> 	<p>Outcome: write a simple word: Labels Key Word: Litter</p>	<p>Outcome: Pledge – “I Promise” Key Word: Environment</p>	<p>Outcome: Narrative Retelling Key Word: Determined</p>	<p>Outcome: Speech Key Word: Discrimination</p>	<p>Outcome: Poem (based on ‘Animal’) Key Word: Majestic</p>	<p>Outcome: Poem (based on ‘Funny Fish’) Key Word: Gleaming</p>	<p>Outcome: Narrative Retelling Key Word: Seasons</p>	<p>Outcome: Diary entry Key Word: Arrived</p>
Mathematics	<p>To recognise numbers to 10</p>	<p>To write numbers to 10 as words</p>	<p>To count forwards and backwards to 10</p>	<ul style="list-style-type: none"> To find one more and one less of numbers to 10 To compare numbers to 10 using <, > and = 	<p>To add 1-digit numbers to 10</p>	<p>To subtract 1-digit numbers to 10</p>	<p>To identify number bonds to 10</p>	<p>To count, read and write numbers to 20</p>				

<p>Science Unit: Seasonal Changes</p>  <p>Key words: Autumn Spring Summer Winter Season Weather Sunrise Sunset</p>	<p>Y1 Transition</p>	<p>Y1 Transition</p>	<p>Lesson 1: I can observe the changes across four seasons.</p>	<p>Lesson 2: I can observe the changes across four seasons. Focus= Autumn</p>	<p>Lesson 3: I can observe the changes across four seasons. Focus= Winter</p>	<p>Lesson 4: I can observe the changes across four seasons. Focus= Spring</p>	<p>Lesson 5: I can observe the changes across four seasons. Focus= Summer</p>	<p>Lesson 6: I can observe and describe weather associated with the seasons and how day length varies.</p>
<p>History Unit: Why is Millfield House important to our community?</p>  <p>Key words: Community Workhouse Owner Legacy Artefact</p>	<p>Y1 Transition</p>	<p>Y1 Transition</p>	<p>Lesson 1: What is Millfield House?</p>	<p>Lesson 2: Who is Jon Wigston?</p>	<p>Lesson 3: What are workhouses?</p>	<p>Lesson 4: What happened to Millfield House in 1849?</p>	<p>Lesson 5: How did Millfield House change from 1849?</p>	<p>Lesson 6: Why is Millfield House important?</p>
<p>DT Unit: Food and Nutrition</p>  <p>Key words: Healthy eating</p>	<p>Y1 Transition</p>	<p>Y1 Transition</p>	<p>Lesson 1: What is healthy eating?</p>		<p>Lesson 2: What is my design idea?</p>	<p>Lesson 3: How can I make a healthy sandwich?</p>	<p>Lesson 3: How can I make a healthy sandwich? (continued)</p>	<p>Lesson 4: How can I evaluate my product?</p>

Balanced Diet Ingredients Nutrition Food groups								
PE Unit: Fundamentals Unit: Ball Skills Key words: Balance Stability Jumping and skipping Dribble Roll Catch	Y1 Transition	Y1 Transition	Lesson 1: To explore balance, stability and landing safely.	Lesson 2: To explore how the body moves differently when running at different speeds.	Lesson 3: To explore changing direction and dodging.	Lesson 4: To explore jumping, hopping and skipping actions	Lesson 5: To explore co-ordination and combination jumps.	Lesson 6: To explore combination jumping and skipping in an individual rope.
	Y1 Transition	Y1 Transition	Lesson 1: To develop dribbling a ball with your hands	Lesson 2: To explore accuracy when rolling a ball.	Lesson 3: To explore throwing with accuracy towards a target.	Lesson 4: To explore catching with two hands.	Lesson 5: To explore dribbling a ball with your feet.	Lesson 6: To explore tracking a ball that is coming towards me.
PSHE Unit: TEAM Mindfulness: Breathing Ball Key words: Team Achieve Mindset Kindness compliment	Lesson 1: To talk about the teams that I belong to.	Lesson 2: To be a good listener		Lesson 3: To explain how to be kind and why it is important.	Lesson 4: To talk about unkind behaviour like teasing and bullying.	Lesson 5: To explain how to be a positive learner.	Lesson 6: To identify good and not-so-good choices	
Computing Unit: Computing	Y1 Transition	Y1 Transition	Lesson 1: To identify technology	Lesson 2: To identify a computer and its main parts	Lesson 3: To use a mouse in different ways	Lesson 4: To use a keyboard to type on a computer	Lesson 5: To use the keyboard to edit text	Lesson 6: To create rules for using technology safely

<p>systems and networks</p> <p>Key words: Computer Laptop Keyboard Mouse Trackpad</p>								
<p>Music Unit: Hey You!</p> <p>Key words: Listen Appraise Sing Perform Instrument</p>	Y1 Transition	Y1 Transition	<p>Listen and appraise: Hey You! by Joanna Mangona</p> <p>Perform: Sing the song</p>	<p>Listen and appraise: Me, Myself and I by De La Soul</p> <p>Perform: Sing the song and play instrumental parts within the song</p>	<p>Listen and appraise: Fresh Prince of Bel Air by Will Smith</p> <p>Perform: Sing the song and improvise using voices and/or instruments within the song</p>	<p>Listen and appraise: Rapper's Delight by The Sugarhill Gang</p> <p>Perform: Sing the song and perform composition(s) within the song</p>	<p>Listen and appraise: U Can't Touch This by MC Hammer</p> <p>Perform: Prepare for the end-of-unit performance</p>	<p>Listen and appraise: It's Like That by Run DMC</p> <p>Perform: End-of-unit performance</p>
Religion and Worldview Day	Belonging – Christianity, Judaism, Islam and Hinduism							