







Year 5




Medium Term Plan - Autumn One

Hazelbury Value	Rights Respecting Focus	Oracy Focus	Enrichment and Experiences
		<ol style="list-style-type: none"> 1. To identify when a discussion is going off topic and to be able to bring it back on track. (Social & Emotional) 2. To praise others for using subject specific vocabulary. (Social & Emotional) 3. To ask questions that clarify and probe (Cognitive) 	<ul style="list-style-type: none"> - Visit to Synagogue/Visit by Rabbi

	Week 1	Week 2	Week 2	Week 3	Week 4	Week 5	Week 6	Week 7
Literacy	 <p>Text: Stella and the Seagull</p>	 <p>Text: There's a Boy in the Girls' Bathroom, Louis Sachar</p>			 <p>Text: Poem for Every Night of the Year</p>	 <p>Text: Lizzie and Belle Mysteries</p>		
	Outcome: Narrative Key word: Conserve	Outcome: Letter Key word: Bio-Diversity	Outcome: Narrative Keyword: apprehensive	Outcome: E-mail Key Word: frantically	Outcome: A rap Key Word: Potential	Outcome: Autumnal poem Key Word: autumnal	Outcome: Descriptive narrative Key Word: surreptitious	Outcome: Key Word: Pandemonium
Mathematics	Objective: Place Value -To read and write numbers to 1,000,000 -To know the value of each digit in numbers up to 1,000,000 -To order and compare numbers up to 1,000,000	Objective: Addition -To use a written method to add numbers with more than 4 digits. -To add mentally with increasingly larger numbers. - To solve multistep addition problems.	Objective: Subtraction -To use a written method to subtract number with more than 4 digits. -To subtract mentally with increasingly larger numbers. - To solve multistep subtraction problems.	Objective: Multiplication -To multiply a 4 digit number by 1 digit -To multiply a 4 digit number by 2 digit - To multiply whole numbers by 10,100 and 1000.	Objective: Division -To use written method to divide by a 1 digit number. -To use a written method to divide with remainders. -To divide whole numbers by 10, 100,1000	Objective: Shape -To be able to describe 2D shapes distinguishing between regular and irregular. - To identify and describe 3D shapes -To be able to identify 3D shapes from 2D representations.	Objective: Measure -To be able to read scales and interpret intervals -To convert between mm, cm, m and km -To convert kg to g -To convert ml to l	Objective: Statistic -To read and interpret lines graphs -To solve difference problems within a line graph. -To read and interpret tables -

Year 5

Medium Term Plan - Autumn One

	-To count forward and backwards in steps of 10 for any number up to 1,000,000							
Science Unit: FORCES Key Words: force, resistance, levers, friction. 		Lesson 1: Objective: To identify forces acting on objects.	Lesson 2: Objective: To explore the effect that gravity has on objects and how the first theory of gravity was developed.	Lesson 3: Objective: To plan an investigation to test the effects of air resistance.	Lesson 4: Objective: To carry out an investigation testing the effects of air resistance.	Lesson 5: Objective: To explore and design mechanisms and explain how different mechanisms work.	Lesson 6: Objective: To describe how pulleys make difficult work easier.	Lesson 7: Forces assessment for learning
Geography Focus: Where is life found? Key Words: sustainability, endangered, microplastics 	-	Lesson 1: What is the journey of a River?	Lesson 2: What are the similarities and differences between the River Thames and the Mississippi river?	Lesson 3: How have the features of the River Thames and the Mississippi river changed over time?	Lesson 4: How has the use of rivers changed over item?	Lesson 5: How has the worlds wildlife been affected by changes to rivers?	Lesson 6: How has the worlds wildlife been affected by changes to rivers?	
Art/DT Unit: Bridges Key Words: Reinforce Tension Suspension 		Lesson 1: What different types of bridges are there?	Lesson 2: How can I design a bridge to meet my design brief?	Lesson 3: How can I prepare materials to ensure successful constructions?	Lesson 4: How can I construct materials to ensure my bridge is fit for purpose?	Lesson 5: How can I construct materials to ensure my bridge is fit for purpose?	Lesson 6: What can I learn from evaluating my product?	

Year 5

Medium Term Plan - Autumn One

<p>PE Unit: OAA</p> <p>Key words: Orientation Critical thinking Negotiation</p>		<p>Lesson 1: Objective: To develop communication and negotiation skills.</p>	<p>Lesson 2: Objective: To develop strong communication and negotiation skills to solve challenges.</p>	<p>Lesson 3: Objective: To develop planning and problem solving skills.</p>	<p>Lesson 4: Objective: To share ideas and work as a team to solve problems.</p>	<p>Lesson 5: Objective: To develop navigation skills and map reading.</p>	<p>Lesson 6: Objective: To create and follow a key and route on a map.</p>	
<p>PE Unit: Fitness</p> <p>Key words: Canon Choreography Motif</p>	<p>Lesson 1: Objective: To understand how speed helps me in other activities and apply this.</p>	<p>Lesson 2: Objective: To understand how strength helps me in other activities and apply this.</p>	<p>Lesson 3: Objective: To understand how agility helps me in other activities and apply this.</p>	<p>Lesson 4: Objective: To understand how balance helps me in other activities and apply this.</p>	<p>Lesson 5: Objective: To understand how co-ordination helps me in other activities and apply this.</p>	<p>Lesson 6: Objective: To understand how stamina helps me in other activities and apply this.</p>	<p>Lesson 8: Objective: To apply my skills.</p>	
<p>PSHE Unit: Relationships (TEAM)</p> <p>Key words: Attribute Contribute Compromise</p>	<p>Lesson 1: Objective: To talk about the attributes of a good team</p>	<p>Lesson 2: Objective: To accept that people have different opinions and know that we can politely disagree with others and offer own opinion</p>	<p>Lesson 3: Objective: To compromise and collaborate to ensure a task is completed</p>	<p>Lesson 4: Objective: To reflect on the need to care for individuals within a team</p>	<p>Lesson 5: Objective: To reflect on the need to care for individuals within a team</p>	<p>Lesson 6: Objective: To identify hurtful behaviour and suggest ways to help</p>	<p>Lesson 7: Objective: To understand the importance of shared responsibilities in helping a team to function successfully.</p>	
<p>Computing Unit: Systems & Searching</p> <p>Key words: Algorithm Web Crawler Selection</p>		<p>Lesson 1: Objective: To explain that computers can be connected together to form systems</p>	<p>Lesson 2: Objective: To recognise the role of computer systems in our lives</p>	<p>Lesson 3: Objective: To identify how to use a search engine</p>		<p>Lesson 4: Objective: To describe how search engines select results</p>	<p>Lesson 5: Objective: To explain how search results are ranked</p>	<p>Lesson 6: Objective: To recognise why the order of results is important and to whom</p>
<p>Music</p>		<p>Lesson 1:</p>	<p>Lesson 2:</p>	<p>Lesson 3:</p>	<p>Lesson 4:</p>	<p>Lesson 5:</p>	<p>Lesson 6:</p>	

Year 5

Medium Term Plan - Autumn One

<p>Unit: Living on a Prayer</p> <p>Key words: Expressive Harmony Context</p>		<p>Objective: Sing or play from memory</p>	<p>Objective: Perform solos or as part of an ensemble</p>	<p>Objective: Sing or play expressively and in tune</p>	<p>Objective: Sing a harmony part confidently and accurately</p>	<p>Objective: Create songs with a verse and a chorus.</p>	<p>Objective: Describe how lyrics often reflect the cultural context of music and have social context.</p>	
<p>French: Getting to Know You</p>			<p>Lesson 1: Objective: Demonstrate skill and knowledge in a variety of ways</p>	<p>Lesson 2: Objective: Use the simple future tense and respond appropriately to what someone says</p>	<p>Lesson 3: Objective: Use appropriate pronunciation to help others understand what is said</p>	<p>Lesson 4: Objective: Select the appropriate form of a word for the context and use a dictionary to develop sentences</p>	<p>Lesson 5: Objective: Use the near future tense and follow a simple story.</p>	<p>Lesson 6: Objective: Remember appropriate language to express ideas and select key words for description</p>

<p>Religion and Worldview Day:</p>	<p>What role does forgiveness play in the world's religions? (Judaism)</p>
---	---